



KONICA MINOLTA

New CM-H Film

The CM Mammography System... Designed to Provide Excellent Consistency & Unparalleled Reliability



- *Superior sharpness*
- *Excellent D-Max for skin line presentation*
- *Excellent process stability*
- *High contrast in the mid-range*
- *Resistant to handling artifacts*

New CM-H Film is designed to meet strict mammographic standards.

New CM-H is a single emulsion film designed to provide excellent imaging quality while providing processing friendly quality control characteristics. The peak contrast and latitude of New CM-H enables the qualified mammographer to obtain high quality images while fulfilling the requirements of MQSA. The new emulsion technology design permits an accelerated, progressive rate of development of the silver halide crystals which results in the required contrast and sensitivity.

This technology minimizes the diffusion limitations of the developer-emulsion system and offers processing stability during 90 second, as well as, extended processing cycles. New CM-H is an orthochromatic blue base film that can be used with green emitting mammography intensifying screens.


CM Mammography Cassettes provide increased durability with less weight.

The CM Mammography Cassette completes the CM MAMMOGRAPHY SYSTEM. This light-weight, damage-resistant carbon fiber cassette is durable and provides reliable results with repeated use. The cassettes are easy to handle and open, and are available in both the 18 x 24 cm and 24 x 30 cm sizes. They conform to the American National Standard ANSI/NAPM ITI 49-1995 code. The cassette fits any bucky designed to meet DIN standards and has excellent film and screen contact characteristics.


The components of the Konica Minolta CM MAMMOGRAPHY SYSTEM combine their special features to benefit patient care and provide the mammography facility with a user friendly system.

The essentials of imaging

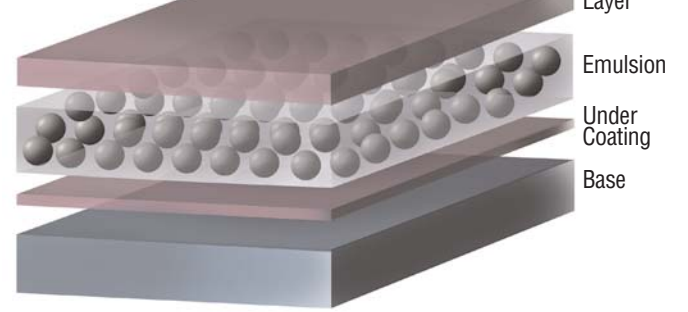
Standard Screen



M-Series Improved Screen



New CM-H Film Structure



M-Series Intensifying Screens provide high resolution images at two system speeds.

The CM MAMMOGRAPHY SYSTEM uses the Konica Minolta MD-100 and Konica Minolta MM-150 mammography intensifying screens which incorporate green emitting gadolinium oxysulfide phosphors. These produce excellent image quality at your choice of system speeds. New technology embodied in the M Series screens uses a higher density phosphor coating that results in a thinner layer, producing screens with excellent resolution and improved granularity due to reduced structure mottle. The improved x-ray absorption efficiency visibly benefits total image quality. The protective coating on the M Series screens makes it a very durable, static resistant screen.

Konica Minolta Technical and Professional Installation and Service

As a world-class organization, Konica Minolta Medical Imaging is dedicated to providing our customers with quality installation, technical support and service through a nationwide network of full line dealers. Our professional service experts are available locally to ensure that your equipment and medical imaging business runs at peak performance.

Our Authorized Full Line Dealers also provide Konica Minolta Medical Imaging film, as well as, related supplies and accessories to support each and every customer's needs.

Specifications are subject to change without prior notice.



KONICA MINOLTA

KONICA MINOLTA MEDICAL IMAGING USA, INC.
411 NEWARK POMPTON TURNPIKE
WAYNE, NJ 07470
TEL: (973) 633-1500 FAX: (973) 523-7408
WEBSITE: medical.konicaminolta.us